

MILAN STONE

SASSO












MILAN STONE

COLOURS AND SIZES

Sabbia / Sabbia Mix



9,5 mm.



Naturale R10 Rett.
120x120 - 47^{1/4}"x47^{1/4}"
Cenere
Sabbia

Cenere Mix
Sabbia Mix



Naturale R10 Rett.
60x120 - 23^{5/8}"x47^{1/4}"
Cenere
Sabbia

Cenere Mix
Sabbia Mix



Naturale R10 Rett.
60x60 - 23^{5/8}"x23^{5/8}"
Cenere
Sabbia

Cenere Mix
Sabbia Mix

Cenere / Cenere Mix



Laying with a 2 mm-joint is recommended.
Check the colour matching between different sizes.




MILAN STONE

COLOURS AND SIZES


Bianco



9,5 mm.



Naturale R10 Rett.
60x120 - 23^{5/8}"x47^{1/4}"
Bianco
Grigio



Naturale R10 Rett.
90x90 - 35^{7/16}"x35^{7/16}"
Bianco
Grigio



Naturale R10 Rett.
45x90 - 17^{11/16}"x35^{7/16}"
Bianco
Grigio

Grigio




Naturale R10 Rett.
60x60 - 23^{5/8}"x23^{5/8}"
Bianco
Grigio
Nero

Lappato Rett.
60x60 - 23^{5/8}"x23^{5/8}"
Bianco
Grigio
Nero




Naturale R10 Rett.
30x60 - 11^{13/16}"x23^{5/8}"
Bianco
Grigio
Nero

Nero



20MM



Naturale R11 Rett.
60x60 - 23^{5/8}"x23^{5/8}"
Grigio

Laying with a 2 mm-joint is recommended.
Check the colour matching between different sizes.



MILAN STONE


DECORS

MOSAICO 5X5*


Tessera - Chip 4,8x4,8 - 17/8"x17/8"



30x30 - 11^{13/16}"x11^{13/16}"
Cenere Nat. R10



30x30 - 11^{13/16}"x11^{13/16}"
Sabbia Nat. R10




30x30 - 11^{13/16}"x11^{13/16}"
Cenere Mix Nat. R10




30x30 - 11^{13/16}"x11^{13/16}"
Sabbia Mix Nat. R10



30x30 - 11^{13/16}"x11^{13/16}"
Bianco Nat. R10
Bianco Lapp.



30x30 - 11^{13/16}"x11^{13/16}"
Grigio Nat. R10
Grigio Lapp.



30x30 - 11^{13/16}"x11^{13/16}"
Nero Nat. R10
Nero Lapp.


LISTELLI SFALSATI*



30x60 - 11^{13/16}"x23^{5/8}"
Bianco Naturale R10
Bianco Lappato



30x60 - 11^{13/16}"x23^{5/8}"
Grigio Naturale R10
Grigio Lappato Lapp.

















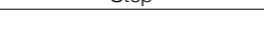

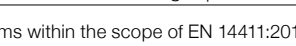
30x60 - 11^{13/16}"x23^{5/8}"
Nero Naturale R10
Nero Lappato

* On fibre mesh backing



MILAN STONE

TRIMS



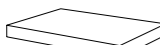

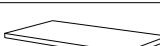

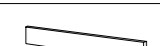
	Size				
	Naturale R10 Rett. 7x60 - 2 ^{3/4} "x23 ^{5/8} " Pcs. Box 15 - LM x Box 9,00	•	•	•	•
	Naturale R10 Rett. 33x60 - 12 ^{15/16} "x23 ^{5/8} " Pcs. Box 6 - LM x Box 3,60	•	•	•	•
	Naturale R10 Rett. 33x60x3,2x3,2 12 ^{15/16} "x23 ^{5/8} "x1 ^{1/4} "x1 ^{1/4} " Pcs. Box 4 - LM x Box 2,40	•	•	•	•
	Naturale R10 Rett. 33x60x3,2x3,2 12 ^{15/16} "x23 ^{5/8} "x1 ^{1/4} "x1 ^{1/4} " Pcs. Box 2 - LM x Box 1,20	Right •	Left •	Right •	Left •
	Size				
	Naturale R10 Rett. 7x60 - 2 ^{3/4} "x23 ^{5/8} " Pcs. Box 15 - LM x Box 9,00	•	•	•	
	Naturale R10 Rett. 4,6x90 - 1 ^{13/16} "x35 ^{7/16} " Pcs. Box 8 - LM x Box 7,20	•	•	-	
	Naturale R10 Rett. 33x60x3,2x3,2 12 ^{15/16} "x23 ^{5/8} "x1 ^{1/4} "x1 ^{1/4} " Pcs. Box 4 - LM x Box 2,40	•	•	•	
	Lappato Rett. 33x60x3,2x3,2 12 ^{15/16} "x23 ^{5/8} "x1 ^{1/4} "x1 ^{1/4} " Pcs. Box 4 - LM x Box 2,40	•	•	•	
	Naturale R10 Rett. 33x60x3,2x3,2 12 ^{15/16} "x23 ^{5/8} "x1 ^{1/4} "x1 ^{1/4} " Pcs. Box 2 - LM x Box 1,20	Right •	Left •	Right •	Left •
	Lappato Rett. 33x60x3,2x3,2 12 ^{15/16} "x23 ^{5/8} "x1 ^{1/4} "x1 ^{1/4} " Pcs. Box 2 - LM x Box 1,20	Right •	Left •	Right •	Left •

Trims within the scope of EN 14411:2016 have the same surface characteristics as the relative plain tiles.



MILAN STONE

20MM TRIMS

	Dimensione Size		
 Step	Naturale R11 Rett. 33x60x5 - 12 ^{15/16} "x23 ^{5/8} "x1 ^{15/16} " Pcs. Box 2 - LM x Box 1,20	•	
 Corner Tile Right Left	Naturale R11 Rett. 33x60x5 - 12 ^{15/16} "x23 ^{5/8} "x1 ^{15/16} " Pcs. Box 2 - LM x Box 1,20	Right •	Left •
 Endingpiece	Naturale R11 Rett. 33x60x2,5 - 12 ^{15/16} "x23 ^{5/8} "x1 ^{15/16} " Pcs. Box 2 - LM x Box 1,20	•	
 Endingpiece Corner Right Left	Naturale R11 Rett. 33x60x2,5 - 12 ^{15/16} "x23 ^{5/8} "x1 ^{15/16} " Pcs. Box 2 - LM x Box 1,20	Right •	Left •
 Stair Tread	Naturale R11 Rett. 33x60 - 12 ^{15/16} "x23 ^{5/8} " Pcs. Box 2 - LM x Box 1,20	•	
 Riser	Naturale R11 Rett. 16,5x60 - 6 ^{1/2} "x23 ^{5/8} " Pcs. Box 2 - LM x Box 1,20	•	

Trims within the scope of EN 14411:2016 have the same surface characteristics as the relative plain tiles.

PACKING AND WEIGHT







Size cm	Thickness mm	Pieces x Sqm	Pieces x Box	Sqm x Box	Weight x Box Kg	Boxes x Pal.	Sqm x Pal.	Weight x Pal. Kg
120x120 Naturale R10	9,5	0,69	1	1,440	31,68	36	51,84	1140
60x120 Naturale R10	9,5	1,39	2	1,440	31,68	36	51,84	1140
90x90 Naturale R10	9,5	1,23	2	1,620	35,64	24	38,88	855
45x90 Naturale R10	9,5	2,47	3	1,215	26,73	32	38,88	855
60x60 Naturale R10 - Lappato	9,5	2,78	3	1,080	23,76	40	43,20	950
30x60 Naturale R10	9,5	5,56	6	1,080	23,76	48	51,84	1140
30x60 Listelli Sfalsati Naturale R10 - Lappato	9,5	5,56	4	0,720	15,80	30	21,60	474
30x30 Mosaico 5X5 Naturale R10 - Lappato	9,5	11,11	5	0,450	8,73	60	27,00	524
60x60 20MM Naturale R11	20	2,78	2	0,720	33,12	32	23,04	1060



MILAN STONE

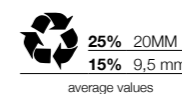


Porcelain Tiles
ISO 13006 Annex G - UNI EN 14411 Annex G - Bla UGL
ANSI A137.1 - CLASS P1

TECHNICAL FEATURES	STANDARD	VALUE		
 WATER ABSORPTION	UNI EN ISO 10545/3 ASTM C373	Conforme Compliant		
 MODULUS OF RUPTURE	SPESSORE UNI EN ISO 10545/4	9,5 mm	20MM ≥ 45 N/mm ²	
BREAKING STRENGTH	UNI EN ISO 10545/4 ASTM C648	≥ 2000 N ≥ 400 lbf	≥ 12000 N ≥ 2500 lbf	
 FROST RESISTANCE	UNI EN ISO 10545/12 ASTM C1026	Conforme Unaffected		
 CHEMICAL RESISTANCE TO HIGH AND LOW ACID AND BASIC CONCENTRATIONS	UNI EN ISO 10545/13 ASTM C650	A - LA - HA Unaffected		
 STAIN RESISTANCE	UNI EN ISO 10545/14 ASTM C1378	5 Class A		
 SLIP RESISTANCE			NATURALE	LAPPATO
				20MM
	DIN EN 16165 Annex B	R10	-	R11
	DIN EN 16165 Annex A	B (A+B)	-	C (A+B+C)
	ANSI A326.3:2017 DCOF	WET ≥ 0,50	-	WET ≥ 0,65
	B.C.R.A. D.M. N. 236 14/6/89	> 0,40	-	> 0,40
	AS 4586-2013 Anexo A	P3	-	P4
	BS 7976-2: 2002 BSEN13036-4:2011 Pendulum testers	< 36 Moderate Slip potential Slider 96	-	> 36 Low Slip potential Both sliders
	UNE 41901:2017 EX DB SUA (actual)	-	-	3



PRODUCT CERTIFIED FOR LOW CHEMICAL EMISSIONS: UL.COM/CGG UL 2818



Colours and optical features of the materials illustrated in this catalogue are to be regarded as mere indications. Product sizes indicated are nominal and like weights and colours undergo the typical variations of the ceramic process. The manufacturer reserves the right to change the technical and optical features of the materials illustrated at any time and without notice. These features are not legally binding.

SURFACE STATEMENTS

www.surfacestatements.com



MILAN STONE

SASSO